



Stage plate black



Stage plate white

EDUCATIONAL LINE

The robust and practical model for school, training establishment, workshops and laboratory

Features

- The KERN OSF 438 and OSF 439 is a very practical and easy to use stereo microscope.
- This microscope can be safely and easily moved around thanks to its built-in handle.
- Its mechanical stand makes it particularly stable.
- In addition to the very good optical properties, its ergonomically designed working surface offers the best possible ease of use in this class.
- This model is optimally suited to schools,

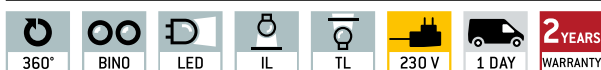
- workshops and training establishments.
- A strong LED incident and transmitted illumination unit reliably delivers the necessary light.
- The multitude of objective combinations and eyepieces are all you can wish for.
- The eyepieces are fixed in the tube to protect them against loss or damage.

Technical data

- Optical system: Greenough
- Brightness adjustable
- Tube: 45° inclined
- Interpupillary distance: 55 – 75 mm
- Diopter adjustment (one-sided)
- Packing dimensions WxDxH 290x225x340 mm
- Net weight approx. 2,5 kg

Please find detailed information in the following charts.

STANDARD































Model	Standard configuration					
	Tube	Eyepiece	Field of view mm	Objective	Stand	Illumination
KERN OSF 438	Binocular	WF 10x Ø 20 mm	Ø 20	1x / 2x / 3x	Arm curved	1W LED (incident); 0,35W LED (transmitting)
OSF 439	Binocular	WF 10x Ø 20 mm	Ø 20	1x / 2x / 4x	Arm curved	1W LED (incident); 0,35W LED (transmitting)

Eyepiece	Specifications – Objectives				
	Magnification	1x	2x	3x	4x
WF 5x	Total magnification	5x	10x	15x	20x
	Field of view mm	Ø 20	Ø 10	Ø 6,7	Ø 5
WF 10x	Total magnification	10x	20x	30x	40x
	Field of view mm	Ø 20	Ø 10	Ø 6,7	Ø 5
WF 15x	Total magnification	15x	30x	45x	60x
	Field of view mm	Ø 15	Ø 7,5	Ø 5	Ø 3,7
WF 20x	Total magnification	20x	40x	60x	80x
	Field of view mm	Ø 10	Ø 6,5	Ø 4,3	Ø 3,2
Working distance		57 mm	57 mm	57 mm	57 mm

Model outfit		Model KERN		Order number	
		OSF 438	OSF 439		
Eyepieces	WF 5x / Ø 16,2 mm	○○	○○	OZB-A4101	
	WF 10x / Ø 20 mm	●●	●●	OZB-A4102	
	WF 15x / Ø 15 mm	○○	○○	OZB-A4103	
	WF 20x / Ø 10 mm	○○	○○	OZB-A4104	
Stands	Arm curved, incl. handle, with LED illumination (0,35W transmitting + 1W incident)	●	●		
Stage plate	Frosted glass / Ø 59,5 mm	●	●	OZB-A4815	
	Black-white / Ø 59,5 mm	●	●	OZB-A4816	
External illumination	Please find the information about external illumination units in the catalogue from page 68 and on our website www.kern-sohn.com				

● = Standard configuration

○ = Option

 360°	360° rotatable microscope head	 FL-HB0	Fluorescence illumination for compound microscopes With 100 W mercury lamp and filter	 AUTO ATC	Automatic temperature compensation For measurements between 10 °C and 30 °C
 MONO	Monocular Microscope For the inspection with one eye	 FL-LED	Fluorescence illumination for compound microscopes With 3 W LED illumination and filter	 IP	Protection against dust and water splashes IPxx The type of protection is shown by the pictogram.
 BINO	Binocular Microscope For the inspection with both eyes	 PH	Phase contrast unit For a higher contrast	 BATT	Battery operation Ready for battery operation. The battery type is specified for each device.
 TRINO	Trinocular Microscope For the inspection with both eyes and the additional option for the connection of a camera	 POLAR	Polarising unit To polarise the light	 ACCU	Rechargeable battery pack Rechargeable set.
 ABBE	Abbe Condenser With high numerical aperture for the concentration and the focusing of light	 INFINITY	Infinity system Infinity corrected optical system	 230 V	Mains adapter 230V/50Hz in standard version for EU. On request GB, AUS or USA version.
 HAL	Halogen illumination For pictures bright and rich in contrast	 ZOOM	Zoom magnification For stereomicroscopes	 230 V	Power supply Integrated in balance. 230V/50Hz standard EU. More standards e.g. GB, AUS or USA on request.
 LED	LED illumination Cold, energy saving and especially long-life illumination	 PARALLEL	Parallel optical system For stereomicroscopes, enables fatigue-proof working	 DAYS	Package shipment The time required to manufacture the product internally is shown in days in the pictogram.
 IL	Incident illumination For non-transparent objects	 SCALE	Integrated scale In the eyepiece	 3 YEARS WARRANTY	Warranty The warranty period is shown in the pictogram.
 TL	Transmitting illumination For transparent objects	 USB 2.0	Integrated USB 2.0 digital camera For direct transmitting of the picture to a PC		
 FL	Fluorescence illumination For stereomicroscopes	 USB 3.0	Integrated USB 3.0 digital camera For direct transmitting of the picture to a PC		

Abbreviations

C-Mount	Adapter for the connection of a camera to a trinocular microscope	N.A.	Numerical Aperture	W.D.	Working Distance
H(S)WF	High (Super) Wide Field (Eyepiece with high eye point for wearers of glasses)	SLR Kamera	Single-Lens Reflex camera	WF	Wide Field (Field number up to Ø 22 mm for 10x eyepiece)
LWD	Long Working Distance	SWF	Super Wide Field (Field number at least Ø 23 mm for 10x eyepiece)		

Your KERN specialist dealer:



Dipl.-Ing. Matthias Schniebel
Pfarrgasse 1
01920 Elstra
Germany

Tel.: +49 (35793) 395190
Fax: +49 (35793) 395191
Email: info@schniebel.com
www.schniebel.com