

Industrial Platform Scale KERN IOC



Allround platform scale with a wide range of communication options, verification optional – also available as high-resolution version with fine display



1 Verification plug, for verified balances this enables you to separate the display device and platform without affecting the verification, e.g. for installing the scale in a packing and dispatch table, pit frame etc. at a later date. Please order this at the same time as you purchase your scale, see accessories

Practical Flip/Flop display device: flexible positioning e.g. free-standing or screwed to the wall (optional). By rotating the upper housing shell you can determine the angle of the display as well as the cable outlet. Factory Option for an additional cost, delivery time + 2 working days, KERN KIB-M01, see Accessories on the right, please indicate when placing your order

Industrial Platform Scale KERN IOC

Features

- Industry 4.0: A wide range of (optional) data interfaces allows easy transfer of weighing data to tablets, laptops, PCs, networks, smartphones, printers, etc.
- Searching and remote control of the balance using external control devices or computers with the KERN Communication Protocol (KCP). KCP is a standardised interface command structure for KERN balances and other instruments which allows you to recall and manage all relevant parameters and device functions. You can therefore simply connect KERN devices with KCP to computers, industrial control systems and other digital systems. In a large number of cases the KCP is compatible with the MT-SICS protocol. Only possible through data interface RS-232, other interfaces on request. For details see page 21
- Standardised, simplified concept of operation
- High mobility: thanks to rechargeable battery operation (optional), compact, lightweight construction, it is suitable for the use in several locations
- Platform: weighing plate of stainless steel, painted steel base, silicone-coated aluminium load cell with protection against dust and water splashes IP65
- Level indicator and levelling feet for precise levelling of the scale, fitted as standard, to give the most accurate weighing result

Technical data

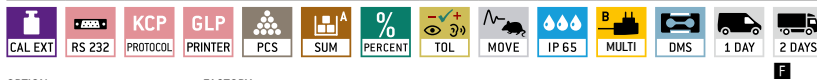
- Large LCD display, digit height 25 mm
- Weighing plate dimensions, stainless steel, W×D×H
A 300×240×110 mm **B** 300×300×110 mm
C 400×300×110 mm **D** 500×400×120 mm
E 650×500×150 mm **F** 800×600×200 mm
- Dimensions of display device
W×D×H 268×115×80 mm
- Permissible ambient temperature -10 °C/40 °C

Accessories

- Protective working cover, scope of delivery 5 items, KERN EOC-A01S05
- Stand to be screwed onto the platform, height of stand approx. 330 mm, KERN EOC-A05
- Mount to fasten the display device to the platform, KERN EOC-A03
- Benchtop stand incl. wall mount for display device, KERN EOC-A04
- Internal rechargeable battery pack, operating time up to 26 h with backlight, charging time approx. 3 h, KERN KFB-A01
- USB data interface, for transferring weighing to the PC, printer etc., must be ordered at purchase, KERN KIB-A03
- Bluetooth data interface for wireless data transfer to PC or tablets, must be ordered at purchase, KERN KIB-A04

- WiFi interface for wireless connection of the balance to networks and WiFi capable devices, such as tablets, laptops or smartphones, continuous data transfer, must be ordered at purchase, KERN KIB-A10
- Ethernet data interface, to connect an IP-based Ethernet network, continuous data transfer, must be ordered at purchase, KERN KIB-A02
- Signal lamp, including interface, for visual support of weighing with tolerance range, must be ordered at purchase, KERN KIB-A06
- Alibi memory, for paperless archiving of the weighing results with ID no., gross/net/tare value, date and time, must be ordered at purchase, KERN KIB-A13
- Alibi memory, including USB interface for exporting weighing results to external data storage media, such as, for example, USB sticks, hard drives, etc., must be ordered at purchase, KERN KIB-A01
- **M** Verification plug, for verified balances this enables you to separate the display device and platform without affecting the verification, e.g. for installing the scale in a packing and dispatch table, pit frame etc. at a later date. Please order this at the same time as you purchase your scale, KERN KIB-A12
- Modification of the display device, to move the cable outlet to the front of the display device, ideal e.g. for subsequent wall installation of the display device (standard configuration ex works: rear outlet), Factory Option, delivery time + 2 working days, KERN KIB-M01

STANDARD



OPTION



FACTORY



*Note: In addition to the RS-232 data interface, which is integrated as standard, only one other data interface can be installed and operated

Model	Weighing capacity [Max] kg	Readability [d] g	Verification value [e] g	Minimal load [Min] g	Net weight approx. kg	Weighing plate	Options	
							Verification M KERN	DAkKS Calibr. Cert. DAkKS KERN
Multi-range balance with high-resolution display, with increasing load it switches automatically to the next largest weighing range [Max] and readout [d] and when the load is fully removed, the balance switches back to the lower range								
IOC 6K-4*	3 6	0,1 0,2	-	20 40	6	B	-	963-128
IOC 10K-4*	6 15	0,2 0,5	-	40 100	6	A	-	963-128
IOC 10K-4L*	6 15	0,2 0,5	-	40 100	8	C	-	963-128
IOC 30K-4*	15 30	0,5 1	-	100 200	8	C	-	963-128
IOC 60K-3*	30 60	1 2	-	200 400	8	C	-	963-129
IOC 60K-3L*	30 60	1 2	-	200 400	12	D	-	963-129
IOC 100K-3*	60 150	2 5	-	400 1000	12	D	-	963-129
IOC 100K-3L*	60 150	2 5	-	400 1000	22	E	-	963-129
IOC 300K-3*	150 300	5 10	-	1000 2000	22	E	-	963-129
IOC 600K-2*	300 600	10 20	-	2000 4000	32	F	-	963-130
Multi-range balance without high-resolution display								
IOC 6K-3M*	3 6	1 2	1 2	20 40	6	B	965-228	963-128
IOC 10K-3M*	6 15	2 5	2 5	40 100	6	A	965-228	963-128
IOC 10K-3LM*	6 15	2 5	2 5	40 100	8	C	965-228	963-128
IOC 30K-3M*	15 30	5 10	5 10	100 200	8	C	965-228	963-128
IOC 60K-2M*	30 60	10 20	10 20	200 400	8	C	965-229	963-129
IOC 60K-2LM*	30 60	10 20	10 20	200 400	12	D	965-229	963-129
IOC 100K-2M*	60 150	20 50	20 50	400 1000	12	D	965-229	963-129
IOC 100K-2LM*	60 150	20 50	20 50	400 1000	22	E	965-229	963-129
IOC 300K-2M*	150 300	50 100	50 100	1000 2000	22	E	965-229	963-129
IOC 600K-1M*	300 600	100 200	100 200	2000 4000	32	F	965-230	963-130


Note: For devices that require verification (conformity assessment according to NAWI 2014/31/EU), please include the verification when placing your order.


The initial verification is not possible after delivery. Please inform the full address of the location of use for the initial verification.


It is essential that a verified balance which transfers measurements to external devices using an interface, has an alibi memory (KIB-A13).


It is not possible to upgrade later.


M * ONLY WHILE STOCKS LAST


 **Internal adjusting**
Quick setting up of the balance's accuracy with internal adjusting weight (motordriven)


 **Adjusting program CAL**
For quick setting up of the balance's accuracy. External adjusting weight required


 **EasyTouch**
Suitable for the connection, data transmission and control through PC or tablet


 **Memory**
Balance memory capacity, e.g. for article data, weighing data, tare weights, PLU etc.


 **Alibi memory**
Secure, electronic archiving of weighing results, complying with the 2014/31/EU standard.


 **KERN Universal Port (KUP)**
allows the connection of external KUP interface adapters, e.g. RS-232, RS-485, SB, Bluetooth, WIFI, Analogue, Ethernet etc. for the exchange of data and control commands, without installation effort


 **RS-232 Data interface**
To connect the balance to a printer, PC or network


 **RS-485 Data interface**
To connect the balance to a printer, PC or other peripherals. Suitable for data transfer over large distances. Network in bus topology is possible


 **USB Data interface**
To connect the balance to a printer, PC or other peripherals


 **Bluetooth* Data interface**
To transfer data from the balance to a printer, PC or other peripherals


 **WIFI Data interface**
To transfer data from the balance to a printer, PC or other peripherals


 **Control outputs**
(optocoupler, digital I/O)
To connect relays, signal lamps, valves, etc.


 **Analogue interface**
to connect a suitable peripheral device for analogue processing of the measurements


 **Interface for second balance**
For direct connection of a second balance


 **Network interface**
For connecting the scale to an Ethernet network


 **KERN Communication Protocol (KCP)**
It is a standardized interface command set for KERN balances and other instruments, which allows retrieving and controlling all relevant parameters and functions of the device. KERN devices featuring KCP are thus easily integrated with computers, industrial controllers and other digital systems


 **GLP/ISO log intern**
The balance displays weight, date and time, independent of a printer connection


 **GLP/ISO log Printer**
With weight, date and time. Only with KERN printers.


 **Piece counting**
Reference quantities selectable. Display can be switched from piece to weight


 **Recipe level A**
The weights of the recipe ingredients can be added together and the total weight of the recipe can be printed out


 **Recipe level B**
Internal memory for complete recipes with name and target value of the recipe ingredients. User guidance through display


 **Totalising level A**
The weights of similar items can be added together and the total can be printed out


 **Percentage determination**
Determining the deviation in % from the target value (100 %)


 **Weighing units**
Can be switched to e.g. nonmetric units. See balance model. Please refer to KERN's website for more details


 **Weighing with tolerance range (Checkweighing)**
Upper and lower limiting can be programmed individually, e.g. for sorting and dosing. The process is supported by an audible or visual signal, see the relevant model


 **Hold function**
(Animal weighing program)
When the weighing conditions are unstable, a stable weight is calculated as an average value


 **Protection against dust and water splashes IPxx**
The type of protection is shown in the pictogram


 **Suspended weighing**
Load support with hook on the underside of the balance


 **Battery operation**
Ready for battery operation. The battery type is specified for each device


 **Rechargeable battery pack**
Rechargeable set


 **Universal plug-in power supply**
with universal input and optional input socket adapters for
A) EU, CH, GB
B) EU, CH, GB, US
C) EU, CH, GB, US, AUS


 **Plug-in power supply**
230V/50Hz in standard version for EU, CH. On request GB, USA or AUS version available


 **Integrated power supply unit**
Integrated in balance. 230V/50Hz standard EU. More standards e.g. GB, USA or AUS on request


 **Weighing principle Strain gauges**
Electrical resistor on an elastic deforming body


 **Weighing principle Tuning fork**
A resonating body is electromagnetically excited, causing it to oscillate


 **Weighing principle Electromagnetic force compensation**
Coil inside a permanent magnet. For the most accurate weighings


 **Weighing principle Single cell technology**
Advanced version of the force compensation principle with the highest level of precision

 **Conformity Assessment**
The time required for conformity assessment is specified in the pictogram

 **DAkkS calibration possible (DKD)**
The time required for DAkkS calibration is shown in days in the pictogram

 **Factory calibration (ISO)**
The time required for Factory calibration is shown in days in the pictogram

 **Package shipment**
The time required for internal shipping preparations is shown in days in the pictogram

 **Pallet shipment**
The time required for internal shipping preparations is shown in days in the pictogram

* The Bluetooth® word mark and logos are registered trademarks owned by Bluetooth SIG, Inc. and any use of such marks by KERN & SOHN GmbH is under license. Other trademarks and trade names are those of their respective owners.