

IoT-Line Platform Scale with Stainless Steel Display Device KERN IXC



Convenience for industry: Stainless steel platform scales with up to four interfaces and intuitive operation, also with optional verification

Features

- Tough industry standard suitable for use in harsh industrial applications
- Standardised, convenient KERN concept of operation, consistency across products in terms of design, menu structure, button functions, interface connection and interface protocol
- Industry 4.0: The exchange of data and control commands is optional using up to four interfaces to suit individual requirements: two wired connections (RS 232, Ethernet, USB or analogue module) and two wireless connections (WiFi or Bluetooth)
- Each interface can be set up separately, e.g.:
 - Interface 1 (WiFi): Continuous sending to PC for documentation of a process
 - Interface 2 (RS-232): Print stable weight
 - Interface 3 (analogue module): Controlling a device when the target weight is reached
 - Interface 4 (Bluetooth): Continuous sending to a tablet to monitor a process

- Available as an option with alibi memory for paperless archiving of weighing results. This also means the results of weighings with mandatory verification can be electronically evaluated and processed further
- Data query and remote control of the balance using a computer or CRM/ERP systems using the KERN Communication Protocol
- **1** Platform: weighing plate of stainless steel, painted steel base, silicone-coated aluminium load cell with protection against dust and water splashes IP65
- Superior display size: digit height 48 mm, bright backlight for easy reading of weighing results, even in poor lighting conditions
- **2** Display device: stainless steel, protection against dust and water splashes IP68, integrated power supply

Technical data

- Large backlit LCD display, digit height 48 mm
- Weighing plate dimensions, stainless steel
 - A** W×D×H 300×240×105 mm
 - B** W×D×H 400×300×114 mm, see larger picture
 - C** W×D×H 500×400×124 mm
 - D** W×D×H 650×500×136 mm
- Dimensions of display device W×D×H 232×150×80 mm
- Cable length of display device approx. 3 m
- Permissible ambient temperature -10 °C/40 °C

IoT-Line Platform Scale with Stainless Steel Display Device KERN IXC



Accessories

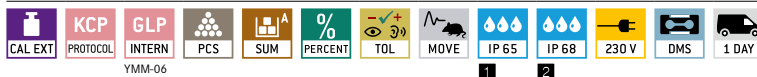
- Internal rechargeable battery pack, operating time up to 48 h without backlight, charging time approx. 8 h, KERN YKR-01
- Stand to elevate display device
 - 3 Height of stand approx. 330 mm, KERN IXC-A01
 - 4 Height of stand approx. 600 mm, not suitable for models with weighing plate size A, KERN IXC-A02
- Internal data interface RS-232, interface cable included, KERN KUM-01
- Internal data interface USB, interface cable included, KERN KUM-03
- Internal data interface Ethernet, interface cable included, KERN KUM-04

- Internal data interface WiFi, KERN KUM-05
- Internal data interface Bluetooth, KERN KUM-06
- Analogue module, KERN KUM-08
- Memory module with real time clock (alibi memory), KERN YMM-06
- ESD drain to protect against electrostatic discharge e.g. for electrostatically-charged weighing objects or people who work with the scale, KERN YGR-01
- Signal lamp for visual support of weighing with tolerance range, (only in combination with Data interface RS-232 KERN KUM-01), KERN CFS-A03

- Roller conveyor attachment, with smooth-running, hot-dip galvanised steel rollers with ball bearings, robust aluminium profile frame for models ≥ 30 kg [Max] with weighing plate size
 - B KERN YRO-01
 - C - D KERN YRO-02
 - E KERN YRO-03
- Further details, plenty of further accessories and suitable printers see *Accessories*

*Note: only two wired connections (RS-232, Ethernet, USB or analogue module) and two wireless connections (WiFi, Bluetooth) can be used at the same time

STANDARD



OPTION



FACTORY




Model	Weighing capacity [Max] kg	Readability [d] g	Verification value [e] g	Minimal load [Min] g	Net weight approx. kg	Weighing plate	Verification	Options
KERN							M III KERN	DAkKS Calibr. Certificate
IXC 6K-4	6	0,2	-	-	6	A	-	963-128
IXC 10K-4	15	0,5	-	-	6	A	-	963-128
IXC 10K-4L	15	0,5	-	-	11	B	-	963-128
IXC 30K-3	30	1	-	-	11	B	-	963-128
IXC 30K-3L	30	1	-	-	22	C	-	963-128
IXC 60K-3	60	2	-	-	11	B	-	963-129
IXC 60K-3L	60	2	-	-	22	C	-	963-129
IXC 100K-3	150	5	-	-	22	C	-	963-129
IXC 100K-3L	150	5	-	-	36	D	-	963-129
IXC 300K-3	300	10	-	-	36	D	-	963-129


Multi-range balance, with increasing load it switches automatically to the next largest weighing range [Max] and readout [d] and when the load is fully removed, the balance switches back to the lower range


IXC 6K-3M	3 6	1 2	1 2	20 40	6	A	965-228	963-128
IXC 10K-3M	6 15	2 5	2 5	40 100	6	A	965-228	963-128
IXC 10K-3LM	6 15	2 5	2 5	40 100	11	B	965-228	963-128
IXC 30K-3M	15 30	5 10	5 10	100 200	11	B	965-228	963-128
IXC 30K-3LM	15 30	5 10	5 10	100 200	22	C	965-228	963-128
IXC 60K-2M	30 60	10 20	10 20	200 400	11	B	965-229	963-129
IXC 60K-2LM	30 60	10 20	10 20	200 400	22	C	965-229	963-129
IXC 100K-2M	60 150	20 50	20 50	400 1000	22	C	965-229	963-129
IXC 100K-2LM	60 150	20 50	20 50	400 1000	36	D	965-229	963-129
IXC 300K-2M	150 300	50 100	50 100	1000 2000	36	D	965-229	963-129


Note: For devices that require verification (conformity assessment according to NAWI 2014/31/EU), please include the verification when placing your order. The initial verification is not possible after delivery. Please inform the full address of the location of use for the initial verification.


NEW New model


 **Internal adjusting**
Quick setting up of the balance's accuracy with internal adjusting weight (motordriven)


 **Adjusting program CAL**
For quick setting up of the balance's accuracy. External adjusting weight required


 **EasyTouch**
Suitable for the connection, data transmission and control through PC or tablet


 **Memory**
Balance memory capacity, e.g. for article data, weighing data, tare weights, PLU etc.


 **Alibi memory**
Secure, electronic archiving of weighing results, complying with the 2014/31/EU standard.


 **KERN Universal Port (KUP)**
allows the connection of external KUP interface adapters, e.g. RS-232, RS-485, SB, Bluetooth, WIFI, Analogue, Ethernet etc. for the exchange of data and control commands, without installation effort


 **RS-232 Data interface**
To connect the balance to a printer, PC or network


 **RS-485 Data interface**
To connect the balance to a printer, PC or other peripherals. Suitable for data transfer over large distances. Network in bus topology is possible


 **USB Data interface**
To connect the balance to a printer, PC or other peripherals


 **Bluetooth* Data interface**
To transfer data from the balance to a printer, PC or other peripherals

 **WIFI Data interface**
To transfer data from the balance to a printer, PC or other peripherals


 **Control outputs**
(optocoupler, digital I/O)
To connect relays, signal lamps, valves, etc.


 **Analogue interface**
to connect a suitable peripheral device for analogue processing of the measurements


 **Interface for second balance**
For direct connection of a second balance


 **Network interface**
For connecting the scale to an Ethernet network


 **KERN Communication Protocol (KCP)**
It is a standardized interface command set for KERN balances and other instruments, which allows retrieving and controlling all relevant parameters and functions of the device. KERN devices featuring KCP are thus easily integrated with computers, industrial controllers and other digital systems


 **GLP/ISO log intern**
The balance displays weight, date and time, independent of a printer connection


 **GLP/ISO log Printer**
With weight, date and time. Only with KERN printers.


 **Piece counting**
Reference quantities selectable. Display can be switched from piece to weight


 **Recipe level A**
The weights of the recipe ingredients can be added together and the total weight of the recipe can be printed out


 **Recipe level B**
Internal memory for complete recipes with name and target value of the recipe ingredients. User guidance through display


 **Totalising level A**
The weights of similar items can be added together and the total can be printed out


 **Percentage determination**
Determining the deviation in % from the target value (100 %)


 **Weighing units**
Can be switched to e.g. nonmetric units. See balance model. Please refer to KERN's website for more details


 **Weighing with tolerance range (Checkweighing)**
Upper and lower limiting can be programmed individually, e.g. for sorting and dosing. The process is supported by an audible or visual signal, see the relevant model


 **Hold function**
(Animal weighing program)
When the weighing conditions are unstable, a stable weight is calculated as an average value


 **Protection against dust and water splashes IPxx**
The type of protection is shown in the pictogram


 **Suspended weighing**
Load support with hook on the underside of the balance


 **Battery operation**
Ready for battery operation. The battery type is specified for each device


 **Rechargeable battery pack**
Rechargeable set


 **Universal plug-in power supply**
with universal input and optional input socket adapters for
A) EU, CH, GB
B) EU, CH, GB, US
C) EU, CH, GB, US, AUS


 **Plug-in power supply**
230V/50Hz in standard version for EU, CH. On request GB, USA or AUS version available


 **Integrated power supply unit**
Integrated in balance. 230V/50Hz standard EU. More standards e.g. GB, USA or AUS on request


 **Weighing principle Strain gauges**
Electrical resistor on an elastic deforming body


 **Weighing principle Tuning fork**
A resonating body is electromagnetically excited, causing it to oscillate


 **Weighing principle Electromagnetic force compensation**
Coil inside a permanent magnet. For the most accurate weighings


 **Weighing principle Single cell technology**
Advanced version of the force compensation principle with the highest level of precision

 **Conformity Assessment**
The time required for conformity assessment is specified in the pictogram

 **DAkkS calibration possible (DKD)**
The time required for DAkkS calibration is shown in days in the pictogram

 **Factory calibration (ISO)**
The time required for Factory calibration is shown in days in the pictogram

 **Package shipment**
The time required for internal shipping preparations is shown in days in the pictogram

 **Pallet shipment**
The time required for internal shipping preparations is shown in days in the pictogram

* The Bluetooth® word mark and logos are registered trademarks owned by Bluetooth SIG, Inc. and any use of such marks by KERN & SOHN GmbH is under license. Other trademarks and trade names are those of their respective owners.