

Stainless steel platform / Stainless steel weighing bridge KFP · KFD



NEW

10 KERN KFP-V40 IP68 Stainless steel platform

Features

- Platform: entirely out of stainless steel
- 1 load cell, stainless steel, encapsulated, IP68, OIML R60 approval for verification, class III, 3000 e
- Level indicator and levelling feet for accurate levelling of the balance



11 KERN KFP-V40 IP68 Stainless steel weighing bridge

Características

- Weighing bridge entirely made of stainless steel, extremely resistant to bending because of its high material thickness
- **G** Weighing plate fixed with stainless steel screws, for easier access to the loadcells from above
- 4 Load cells, stainless steel, encapsulated, IP68, OIML R60 approval for verification, Class III, 3000 e
- Can be built in using pit frames (optional)
- Level indicator and levelling feet for accurate levelling of the balance
- Comfortable levelling of the weighing bridge from the top
- Accessories see KERN BFN, page 126



12 KERN KFD-V40 IP68 Stainless steel weighing bridge

Características

- Weighing bridge made from stainless steel, two integrated access ramps, extremely resistant to bending
- Extremely flat construction to facilitate access: access height only 45 mm
- 4 Load cells, stainless steel, encapsulated, IP68, OIML R60 approval for verification, Class III, 3000 e
- Level indicator and levelling feet for accurate levelling of the balance
- Accessories see KERN NFN, page 134




STANDARD
 IP 68
 1 DAY


STANDARD
 IP 68
 2 DAYS


STANDARD
 IP 68
 2 DAYS


Model	Weighing capacity	Readability	Verification value	Minimal load	Cable length	Net weight	Weighing plate
	[Max] kg	[d] g	[e] g	[Min] g	approx. m	approx. kg	W×D×H mm
10 Stainless steel platform KFP-V40 IP68							
KFP 6V40M NEW	6	0,5	1 2	20	3	5,0	300×240×104
KFP 15V40M NEW	15	1	2 5	40	3	5,0	300×240×104
KFP 15V40LM NEW	15	1	2 5	40	3	5,0	400×300×107
KFP 30V40M NEW	30	2	5 10	100	3	8	400×300×107
KFP 30V40LM NEW	30	2	5 10	100	3	8	500×400×107
KFP 60V40M NEW	60	5	10 20	200	3	8	400×300×120
KFP 60V40LM NEW	60	5	10 20	200	3	10	500×400×124
KFP 150V40M NEW	150	10	20 50	400	3	10	500×400×124
KFP 150V40LM NEW	150	10	20 50	400	3	22	650×500×136
KFP 300V40M NEW	300	20	50 100	1000 2000	3	22	650×500×136
11 Stainless steel weighing bridge KFP-V40 IP68							
KFP 3000V40M	3000	1000	1000	20000	5	135	1500×1250×80
12 Stainless steel weighing bridge KFD-V40 IP68							
KFD 600V40M*	600	200	200	4000	5	130	1600×1200×78
KFD 1500V40M*	1500	500	500	10000	5	130	1600×1220×95


G * ONLY WHILE STOCKS LAST! **NEW** New model


 **Internal adjusting**
Quick setting up of the balance's accuracy with internal adjusting weight (motordriven)


 **Adjusting program CAL**
For quick setting up of the balance's accuracy. External adjusting weight required


 **EasyTouch**
Suitable for the connection, data transmission and control through PC or tablet


 **Memory**
Balance memory capacity, e.g. for article data, weighing data, tare weights, PLU etc.


 **Alibi memory**
Secure, electronic archiving of weighing results, complying with the 2014/31/EU standard.


 **KERN Universal Port (KUP)**
allows the connection of external KUP interface adapters, e.g. RS-232, RS-485, SB, Bluetooth, WIFI, Analogue, Ethernet etc. for the exchange of data and control commands, without installation effort


 **RS-232 Data interface**
To connect the balance to a printer, PC or network


 **RS-485 Data interface**
To connect the balance to a printer, PC or other peripherals. Suitable for data transfer over large distances. Network in bus topology is possible


 **USB Data interface**
To connect the balance to a printer, PC or other peripherals


 **Bluetooth* Data interface**
To transfer data from the balance to a printer, PC or other peripherals

 **WIFI Data interface**
To transfer data from the balance to a printer, PC or other peripherals


 **Control outputs**
(optocoupler, digital I/O)
To connect relays, signal lamps, valves, etc.


 **Analogue interface**
to connect a suitable peripheral device for analogue processing of the measurements


 **Interface for second balance**
For direct connection of a second balance


 **Network interface**
For connecting the scale to an Ethernet network


 **KERN Communication Protocol (KCP)**
It is a standardized interface command set for KERN balances and other instruments, which allows retrieving and controlling all relevant parameters and functions of the device. KERN devices featuring KCP are thus easily integrated with computers, industrial controllers and other digital systems


 **GLP/ISO log intern**
The balance displays weight, date and time, independent of a printer connection


 **GLP/ISO log Printer**
With weight, date and time. Only with KERN printers.


 **Piece counting**
Reference quantities selectable. Display can be switched from piece to weight


 **Recipe level A**
The weights of the recipe ingredients can be added together and the total weight of the recipe can be printed out


 **Recipe level B**
Internal memory for complete recipes with name and target value of the recipe ingredients. User guidance through display


 **Totalising level A**
The weights of similar items can be added together and the total can be printed out


 **Percentage determination**
Determining the deviation in % from the target value (100 %)


 **Weighing units**
Can be switched to e.g. nonmetric units. See balance model. Please refer to KERN's website for more details


 **Weighing with tolerance range (Checkweighing)**
Upper and lower limiting can be programmed individually, e.g. for sorting and dosing. The process is supported by an audible or visual signal, see the relevant model


 **Hold function**
(Animal weighing program)
When the weighing conditions are unstable, a stable weight is calculated as an average value


 **Protection against dust and water splashes IPxx**
The type of protection is shown in the pictogram


 **Suspended weighing**
Load support with hook on the underside of the balance


 **Battery operation**
Ready for battery operation. The battery type is specified for each device


 **Rechargeable battery pack**
Rechargeable set


 **Universal plug-in power supply**
with universal input and optional input socket adapters for
A) EU, CH, GB
B) EU, CH, GB, US
C) EU, CH, GB, US, AUS


 **Plug-in power supply**
230V/50Hz in standard version for EU, CH. On request GB, USA or AUS version available


 **Integrated power supply unit**
Integrated in balance. 230V/50Hz standard EU. More standards e.g. GB, USA or AUS on request


 **Weighing principle Strain gauges**
Electrical resistor on an elastic deforming body


 **Weighing principle Tuning fork**
A resonating body is electromagnetically excited, causing it to oscillate


 **Weighing principle Electromagnetic force compensation**
Coil inside a permanent magnet. For the most accurate weighings


 **Weighing principle Single cell technology**
Advanced version of the force compensation principle with the highest level of precision

 **Conformity Assessment**
The time required for conformity assessment is specified in the pictogram

 **DAkkS calibration possible (DKD)**
The time required for DAkkS calibration is shown in days in the pictogram

 **Factory calibration (ISO)**
The time required for Factory calibration is shown in days in the pictogram

 **Package shipment**
The time required for internal shipping preparations is shown in days in the pictogram

 **Pallet shipment**
The time required for internal shipping preparations is shown in days in the pictogram

* The Bluetooth® word mark and logos are registered trademarks owned by Bluetooth SIG, Inc. and any use of such marks by KERN & SOHN GmbH is under license. Other trademarks and trade names are those of their respective owners.