

Stainless Steel Platform Scale KERN SFB · SFB-H



Stainless steel platform scales with IP65/67 protection, also with XL platform or optional verification

Features

- Ideal for the robust industrial applications
- **1** Display device: stainless steel, protection against dust and water splashes IP65, (only when using rechargeable battery pack)
- **2** Platform: made entirely of stainless steel, silicone-coated Stainless Steel load cell, protection against dust and water splashes IP67
- **3** KERN SFB-H: Column, standard, for models with weighing plate size
 - A** Height of stand approx. 200 mm
 - B** Height of stand approx. 400 mm

Technical data

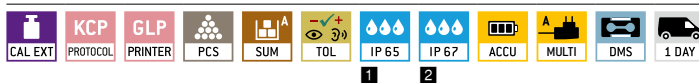
- Large backlit LCD display, digit height 52 mm
- Dimensions of display device W×D×H 266×165×96 mm
- Weighing plate dimensions W×D×H, stainless steel
 - A** 300×240×104 mm **B** 400×300×115 mm
 - C** 500×400×117 mm **D** 650×500×136 mm
- Rechargeable battery pack integrated, as standard, operating time up to 35 h without backlight, charging time approx. 12 h
- Permissible ambient temperature -10 °C/40 °C

Accessories

- **4** KERN SFB: Stand to be screwed onto the platform, height of stand approx. 600 mm, KERN SFB-A01
- Data interface RS-232, interface cable included, approx. 1,5 m, must be ordered at purchase, KERN KFN-A01
- Bluetooth data interface for wireless data transfer to PC or tablets, must be ordered at purchase, not in combination with verification, KERN KFB-A03
- Analogue module, must be ordered at purchase 0-10 V: KERN KFB-A04 4-20 mA: KERN KFB-A05
- Further details, plenty of further accessories and suitable printers see *Accessories*

Please note: only one optional interface can be fitted for each device


STANDARD



OPTION




FACTORY





Model	Weighing capacity [Max] kg	Readability [d] g	Verification value [e] g	Minimal load [Min] g	Weighing plate	Net weight approx. kg	Verification	Options DAkKS Calibr. Certificate
KERN								
SFB 50K-3XL	50	5	-	-	C	14	-	963-128
SFB 100K-2XL	100	10	-	-	D	24	-	963-129
3 with elevated display								
SFB 10K1HIP	10	1	-	-	A	8	-	963-128
SFB 20K2HIP	20	2	-	-	A	8	-	963-128
SFB 50K5HIP	50	5	-	-	A	8	-	963-128
SFB 50K5LHIP	50	5	-	-	B	10	-	963-128
SFB 100K10HIP	100	10	-	-	B	10	-	963-129
Note: For devices that require verification (conformity assessment according to NAWI 2014/31/EU), please include the verification when placing your order. The initial verification is not possible after delivery. Please inform the full address of the location of use for the initial verification.								
SFB 60K-2XLM	60	20	20	400	C	14	965-229	963-129
SFB 100K-2LM	150	50	50	1000	C	14	965-229	963-129
SFB 100K-2XLM	150	50	50	1000	D	24	965-229	963-129
3 with elevated display								
SFB 100K-2HM	150	50	50	1000	B	10	965-229	963-129
SFB 15K5HIPM	15	5	5	100	A	8	965-228	963-128
SFB 30K10HIPM	30	10	10	200	A	8	965-228	963-128
SFB 60K20LHIPM	60	20	20	400	B	10	965-229	963-129


 **Internal adjusting**
Quick setting up of the balance's accuracy with internal adjusting weight (motordriven)


 **Adjusting program CAL**
For quick setting up of the balance's accuracy. External adjusting weight required

 **EasyTouch**
Suitable for the connection, data transmission and control through PC or tablet

 **Memory**
Balance memory capacity, e.g. for article data, weighing data, tare weights, PLU etc.

 **Alibi memory**
Secure, electronic archiving of weighing results, complying with the 2014/31/EU standard.

 **KERN Universal Port (KUP)**
allows the connection of external KUP interface adapters, e.g. RS-232, RS-485, SB, Bluetooth, WIFI, Analogue, Ethernet etc. for the exchange of data and control commands, without installation effort

 **RS-232 Data interface**
To connect the balance to a printer, PC or network

 **RS-485 Data interface**
To connect the balance to a printer, PC or other peripherals. Suitable for data transfer over large distances. Network in bus topology is possible

 **USB Data interface**
To connect the balance to a printer, PC or other peripherals

 **Bluetooth* Data interface**
To transfer data from the balance to a printer, PC or other peripherals

 **WIFI Data interface**
To transfer data from the balance to a printer, PC or other peripherals

 **Control outputs**
(optocoupler, digital I/O)
To connect relays, signal lamps, valves, etc.

 **Analogue interface**
to connect a suitable peripheral device for analogue processing of the measurements

 **Interface for second balance**
For direct connection of a second balance

 **Network interface**
For connecting the scale to an Ethernet network

 **KERN Communication Protocol (KCP)**
It is a standardized interface command set for KERN balances and other instruments, which allows retrieving and controlling all relevant parameters and functions of the device. KERN devices featuring KCP are thus easily integrated with computers, industrial controllers and other digital systems

 **GLP/ISO log intern**
The balance displays weight, date and time, independent of a printer connection

 **GLP/ISO log Printer**
With weight, date and time. Only with KERN printers.

 **Piece counting**
Reference quantities selectable. Display can be switched from piece to weight

 **Recipe level A**
The weights of the recipe ingredients can be added together and the total weight of the recipe can be printed out

 **Recipe level B**
Internal memory for complete recipes with name and target value of the recipe ingredients. User guidance through display

 **Totalising level A**
The weights of similar items can be added together and the total can be printed out

 **Percentage determination**
Determining the deviation in % from the target value (100 %)

 **Weighing units**
Can be switched to e.g. nonmetric units. See balance model. Please refer to KERN's website for more details

 **Weighing with tolerance range (Checkweighing)**
Upper and lower limiting can be programmed individually, e.g. for sorting and dosing. The process is supported by an audible or visual signal, see the relevant model


 **Hold function**
(Animal weighing program)
When the weighing conditions are unstable, a stable weight is calculated as an average value


 **Protection against dust and water splashes IPxx**
The type of protection is shown in the pictogram

 **Suspended weighing**
Load support with hook on the underside of the balance


 **Battery operation**
Ready for battery operation. The battery type is specified for each device


 **Rechargeable battery pack**
Rechargeable set


 **Universal plug-in power supply**
with universal input and optional input socket adapters for
A) EU, CH, GB
B) EU, CH, GB, US
C) EU, CH, GB, US, AUS


 **Plug-in power supply**
230V/50Hz in standard version for EU, CH. On request GB, USA or AUS version available

 **Integrated power supply unit**
Integrated in balance. 230V/50Hz standard EU. More standards e.g. GB, USA or AUS on request

 **Weighing principle Strain gauges**
Electrical resistor on an elastic deforming body

 **Weighing principle Tuning fork**
A resonating body is electromagnetically excited, causing it to oscillate


 **Weighing principle Electromagnetic force compensation**
Coil inside a permanent magnet. For the most accurate weighings


 **Weighing principle Single cell technology**
Advanced version of the force compensation principle with the highest level of precision

 **Conformity Assessment**
The time required for conformity assessment is specified in the pictogram

 **DAkkS calibration possible (DKD)**
The time required for DAkkS calibration is shown in days in the pictogram

 **Factory calibration (ISO)**
The time required for Factory calibration is shown in days in the pictogram

 **Package shipment**
The time required for internal shipping preparations is shown in days in the pictogram

 **Pallet shipment**
The time required for internal shipping preparations is shown in days in the pictogram

* The Bluetooth® word mark and logos are registered trademarks owned by Bluetooth SIG, Inc. and any use of such marks by KERN & SOHN GmbH is under license. Other trademarks and trade names are those of their respective owners.