

NEW **PREMIUM** ★★★



Convenient way to test the torque of tools

Features

- 1 Particularly suitable for testing torque wrenches, electric hand screwdrivers and cordless screwdrivers
- 2 **Torque pick-up system** for dynamic testing of electric screwdrivers
- 3 **Metal housing** for continuous use in tough environmental conditions
- 4 **Capacity display:** A bar lights up to show how much of the measuring range is still available.
- 5 **LCD graphics display** with backlight
- 6 **Rubber feet with anti-slip feature** at SAUTER DB 0.5-4 up to DB 10-3
- 7 **Stable mounting plate** for solid fixation at SAUTER DB 20-3 up to DB 500-2
- 8 **USB and RS-232** data interfaces included
- 9 **Scope of delivery:** Torque pick-up, sturdy carry case, mounting plate (models with [Max] ≥ 20 Nm)
- 10 **Internal data memory** saves up to 500 measurements. The memory contents can be transferred to the PC using optional software
- 11 **Peak hold function** to capture the peak value or **Track function** for continuous display of measurement
- 12 Can be used in both directions of rotation
- 13 **Function to set limits**, programming of Max./Min., in pull and push direction, with output of acoustic and optical signal. Ideal mode for efficient and accurate testing of standard parts
- 14 **AUTO-OFF function**

Technical data

- 15 **Backlit LCD graphics display**
- 16 **Units can be selected:** Nm, lbf-in, kgf-cm, kgf-m, ft-lbf
- 17 **Precision:** ± 0,5 % of [Max]
- 18 **Measuring frequency:** 1000 Hz
- 19 **Usable measuring range:** 5 – 100 % of [Max]
- 20 **Overload protection:** 150% of [Max]
- 21 **Rechargeable battery pack** integrated, standard, operating time up to 18 h without backlight, charging time approx. 14 h
- 22 **Overall dimensions** WxDxH 200x100x50 mm
- 23 **Net weight** approx. 3 kg

Accessories

- 24 **Torque-time data transfer software** for data transfer to PC, please ask for details, AFH FAST































STANDARD



OPTION



Model	Measuring range [Max] Nm	Readout [d] Nm	Tool fitting mm/Zoll	Option ISO Calibration Certificate	
				ISO KERN	
SAUTER DB 0.5-4	0.5	0,0001	20 mm & 3/8"	961-120	
DB 1-4	1	0,0002	20 mm & 3/8"	961-120	
DB 5-3	5	0,001	20 mm & 3/8"	961-120	
DB 10-3	10	0,002	20 mm & 3/8"	961-120	
DB 20-3	20	0,005	20 mm & 3/8"	961-120	
DB 50-2	50	0,01	20 mm & 3/8"	961-120	
DB 100-2	100	0,02	3/8"	961-120	
DB 200-2	200	0,05	1/2"	961-120	
DB 500-2	500	0,05	3/4"	961-120	

 <p>Adjusting program (CAL): For quick setting of the balance's accuracy. External adjusting weight required.</p>	 <p>Data interface Infrared: To transfer data from the balance to a printer, PC or other peripheral devices.</p>	 <p>Battery operation: Ready for battery operation. The battery type is specified for each device.</p>
 <p>Calibration block: standard for adjusting or correcting the measuring device.</p>	 <p>Control outputs (optocoupler, digital I/O): to connect relays, signal lamps, valves, etc.</p>	 <p>Rechargeable battery pack: rechargeable set.</p>
 <p>Peak hold function: capturing a peak value within a measuring process.</p>	 <p>Analogue interface: to connect a suitable peripheral device for analogue processing of the measurements.</p>	 <p>Mains adapter: 230V/50Hz in standard version for EU. On request GB, AUS or USA version available.</p>
 <p>Scan mode: continuous capture and display of measurements.</p>	 <p>Statistics: using the saved values, the device calculates statistical data, such as average value, standard deviation etc.</p>	 <p>Power supply: Integrated, 230V/50Hz in EU. More standards e.g. GB, AUS or USA on request.</p>
 <p>Push and Pull: the measuring device can capture tension and compression forces.</p>	 <p>PC Software: to transfer the measurements from the device to a PC.</p>	 <p>Motorised drive: The mechanical movement is carried out by a motorised drive.</p>
 <p>Length measurement: captures the geometric dimensions of a test object or the movement during a test process.</p>	 <p>Printer: a printer can be connected to the device to print out the measurements.</p>	 <p>Fast-Move: the total length of travel can be covered by a single lever movement.</p>
 <p>Focus function: increases the measuring accuracy of a device within a defined measuring range.</p>	 <p>GLP/ISO record keeping: of measurements with date, time and serial number. Only with SAUTER printers.</p>	 <p>ISO Calibration: The time required for ISO calibration is shown in days in the pictogram.</p>
 <p>Internal memory: to save measurements in the device memory.</p>	 <p>Measuring units: Weighing units can be switched to e.g. non-metric at the touch of a key. Please refer to website for more details.</p>	 <p>Package shipment: The time required for internal shipping preparations is shown in days in the pictogram.</p>
 <p>Data interface RS-232: bidirectional, for connection of printer and PC.</p>	 <p>Measuring with tolerance range: Upper and lower limiting can be programmed individually, e.g. for sorting and dosing.</p>	 <p>Pallet shipment: The time required for internal shipping preparations is shown in days in the pictogram.</p>
 <p>Data interface USB: To connect the balance to a printer, PC or other peripheral devices.</p>	 <p>ZERO: Resets the display to "0".</p>	 <p>Warranty: The warranty period is shown in the pictogram.</p>

Your SAUTER specialist dealer:



Dipl.-Ing. Matthias Schniebel
Pfarrgasse 1
01920 Elstra
Germany

Tel.: +49 (35793) 395190
Fax: +49 (35793) 395191
Email: info@schniebel.com
www.schniebel.com